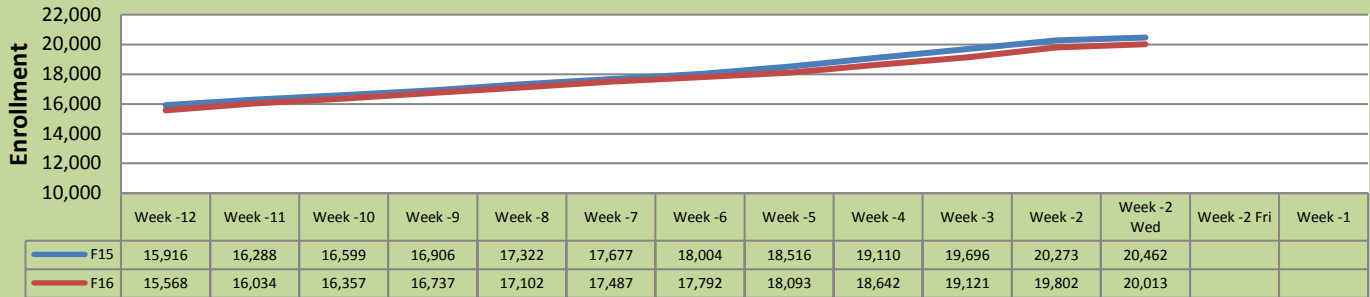


Fall 16 Weekly Enrollment Report

August 10, 2016: Week -2 (Wednesday Update)

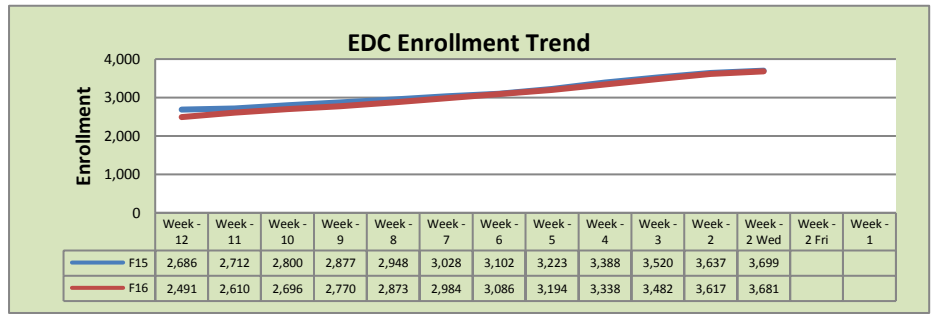
Total Enrollment F15 and F16

% Change F15 - F16 = -2.2%

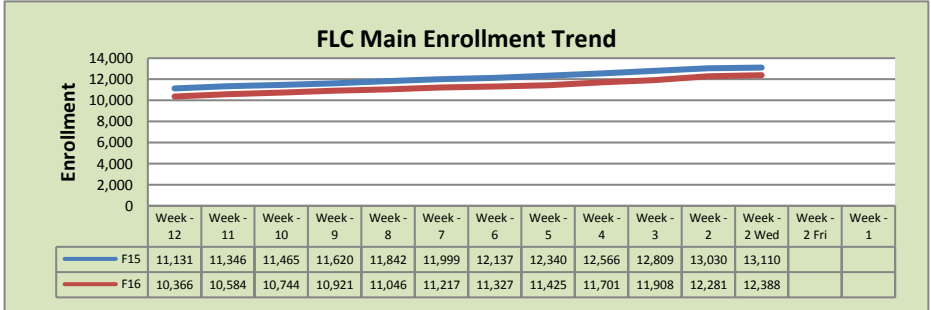


Enrollment by Site

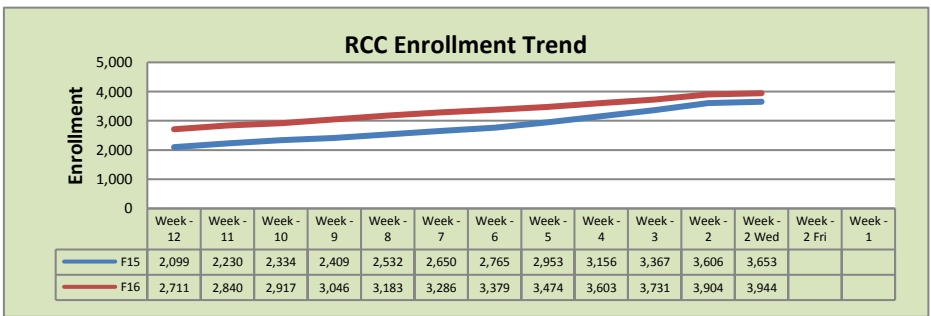
El Dorado Center			
	F15	F16	% Change
Undup Hdcnt	1,039	1,062	2%
Total Sections	179	176	-2%
FTE	34.627	35.193	2%
Fill Rate ₁		69%	69%
Productivity	456.74	450.39	-1%
FTEs	512	513	0%



FLC Main			
	F15	F16	% Change
Undup Hdcnt	5,021	4,804	-4%
Total Sections	484	502	4%
FTE	105.186	104.826	0%
Fill Rate		76%	76%
Productivity	509.37	489.91	-4%
FTEs	1,735	1,663	-4%



Rancho Cordova Center			
	F15	F16	% Change
Undup Hdcnt	2,295	2,440	6%
Total Sections	151	154	2%
FTE ₂	27.97	30.020	7%
Fill Rate		76%	76%
Productivity	498.29	476.25	-4%
FTEs	451	463	3%



FLC Enrollment Totals

	F15	F16	% Change
Unduplicated Headcount	8,355	8,306	-1%
Total Sections	814	832	2%
FTE	167.782	170.039	1%
Fill Rate		74%	74%
Productivity (WSCH/FTE)	496.66	479.32	-3%
FTEs ([WSCH*17]/525)	2,698	2,639	-2%

Notes:

Fill Rate does not include Work Experience (498/198) or Independent Study (495) sections.

Enrollment started April 18. Semester starts August 20.