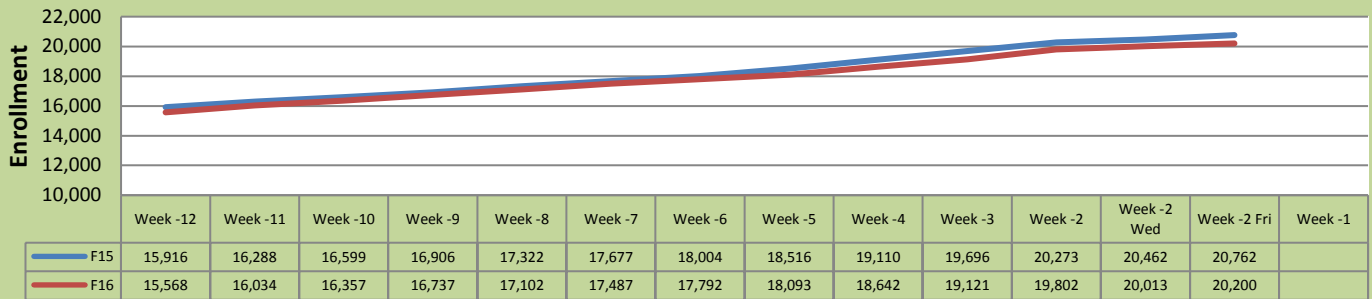


Fall 16 Weekly Enrollment Report

August 12, 2016: Week -2 (Friday Update)

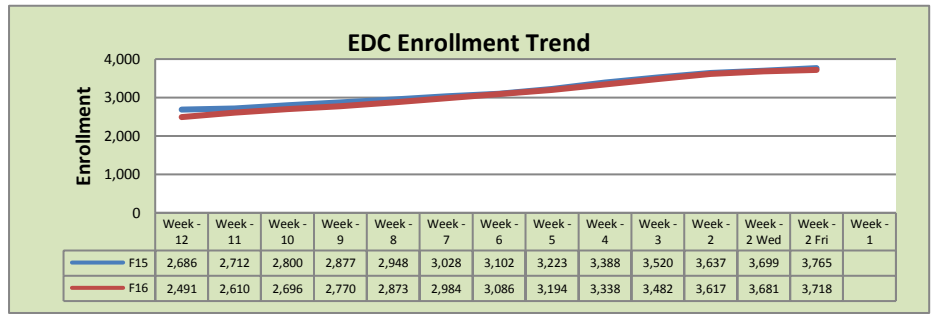
Total Enrollment F15 and F16

% Change F15 - F16 = -2.7%

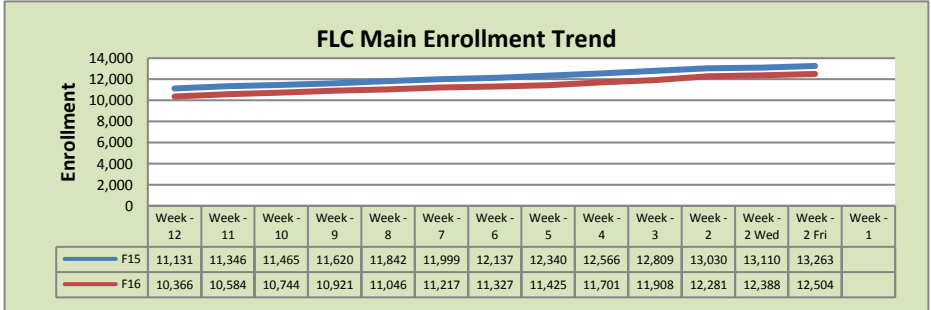


Enrollment by Site

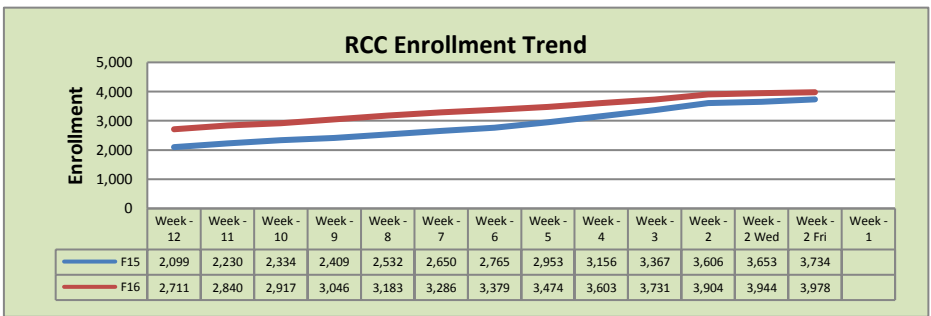
El Dorado Center			
	F15	F16	% Change
Undup Hdcnt	1,069	1,083	1%
Total Sections	179	175	-2%
FTE	34.627	34.993	1%
Fill Rate ₁		70%	
Productivity	463.27	456.71	-1%
FTEs	519	517	0%



FLC Main			
	F15	F16	% Change
Undup Hdcnt	5,086	4,850	-5%
Total Sections	484	497	3%
FTE	105.186	103.508	-2%
Fill Rate		77%	
Productivity	515.01	502.34	-2%
FTEs	1,754	1,684	-4%



Rancho Cordova Center			
	F15	F16	% Change
Undup Hdcnt	2,331	2,471	6%
Total Sections	151	153	1%
FTE ₂	27.97	29.820	7%
Fill Rate		77%	
Productivity	511.16	483.1	-5%
FTEs	463	466	1%



FLC Enrollment Totals

	F15	F16	% Change
Unduplicated Headcount	8,486	8,404	-1%
Total Sections	814	825	1%
FTE	167.782	168.32	0%
Fill Rate		76%	
Productivity (WSCH/FTE)	503.69	489.44	-3%
FTEs ([WSCH*17]/525)	2,736	2,667	-3%

Notes:

Fill Rate does not include Work Experience (498/198) or Independent Study (495) sections.

Enrollment started April 18. Semester starts August 20.