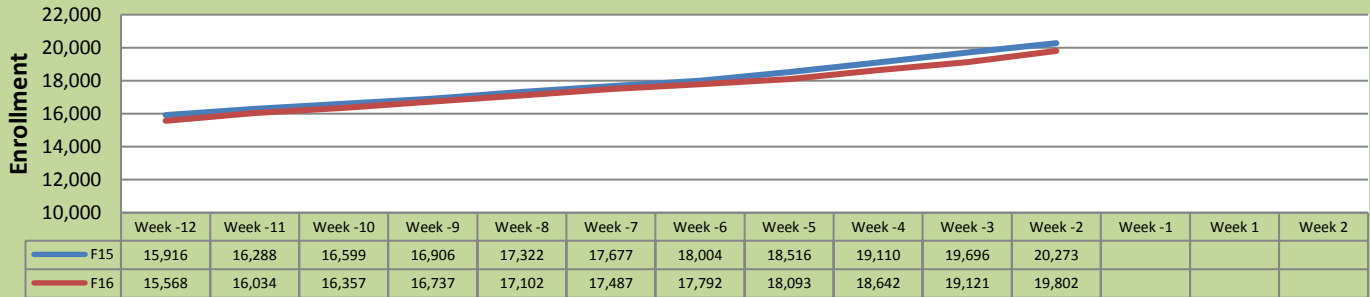


Fall 16 Weekly Enrollment Report

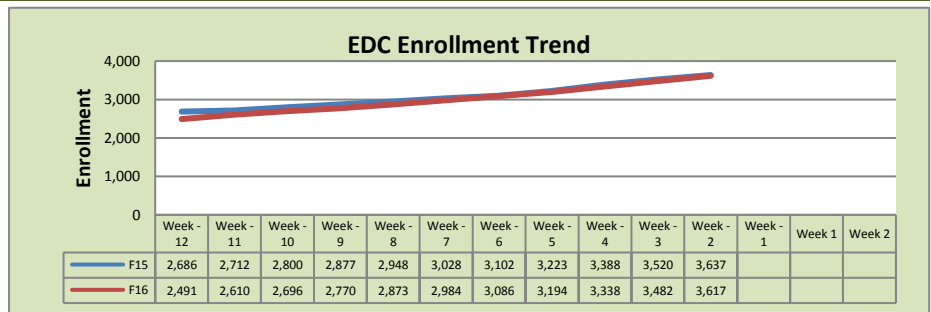
August 8, 2016: Week -2

Total Enrollment F15 and F16 % Change F15 - F16 = - 2.3%

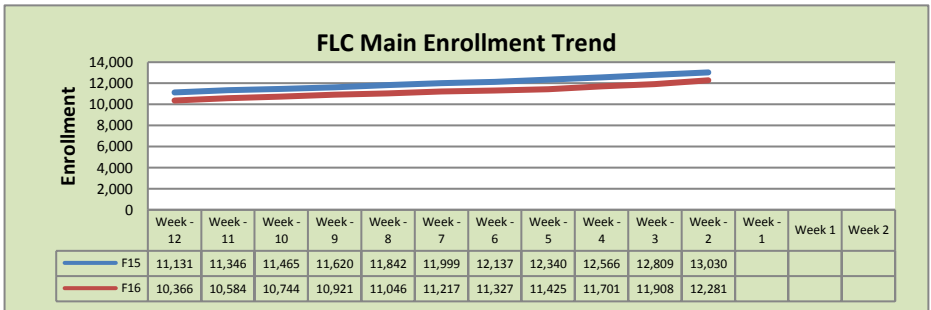


Enrollment by Site

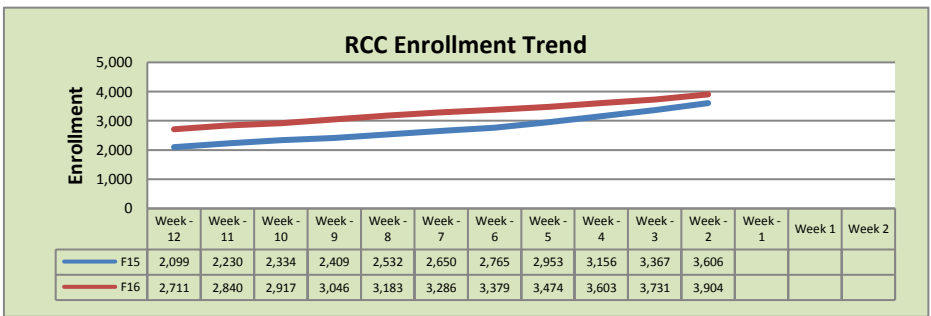
El Dorado Center			
	F15	F16	% Change
Undup Hdcnt	1,015	1,029	1%
Total Sections	182	179	-2%
FTE	35.027	35.593	2%
Fill Rate ₁	66%	67%	1%
Productivity	435.00	438.77	1%
FTEs	484	506	5%



FLC Main			
	F15	F16	% Change
Undup Hdcnt	4,989	4,738	-5%
Total Sections	490	505	3%
FTE	106.519	105.426	-1%
Fill Rate	78%	75%	-3%
Productivity	496.00	483.57	-3%
FTEs	1,653	1,651	0%



Rancho Cordova Center			
	F15	F16	% Change
Undup Hdcnt	2,264	2,411	6%
Total Sections	151	156	3%
FTE ₂	27.97	30.433	9%
Fill Rate	72%	74%	2%
Productivity	480.00	465.92	-3%
FTEs	430	459	7%



FLC Enrollment Totals

	F15	F16	% Change
Unduplicated Headcount	8,268	8,178	-1%
Total Sections	823	840	2%
FTE	169.516	171.452	1%
Fill Rate	74%	73%	-1%
Productivity (WSCH/FTE)	481.00	471.14	-2%
FTEs ((WSCH*17)/525)	2,566	2,616	2%

Notes:

Fill Rate does not include Work Experience (498/198) or Independent Study (495) sections.

Enrollment started April 18. Semester starts August 20.