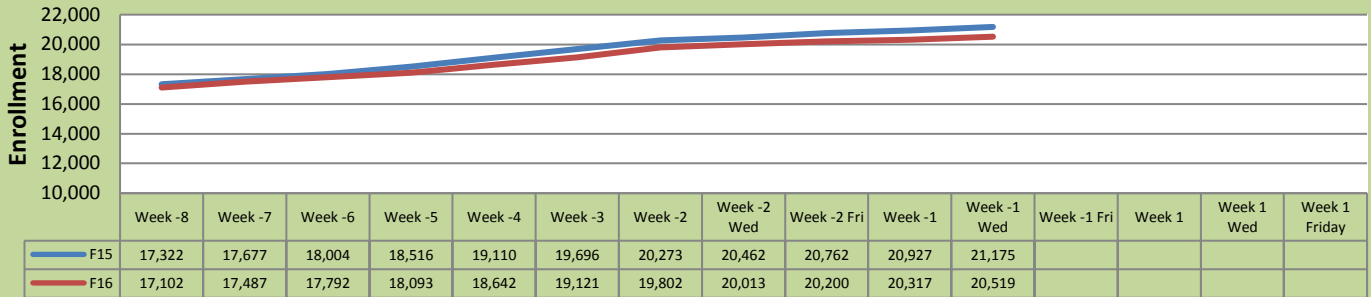


Fall 16 Weekly Enrollment Report

August 17, 2016: Week -1 Wednesday Update

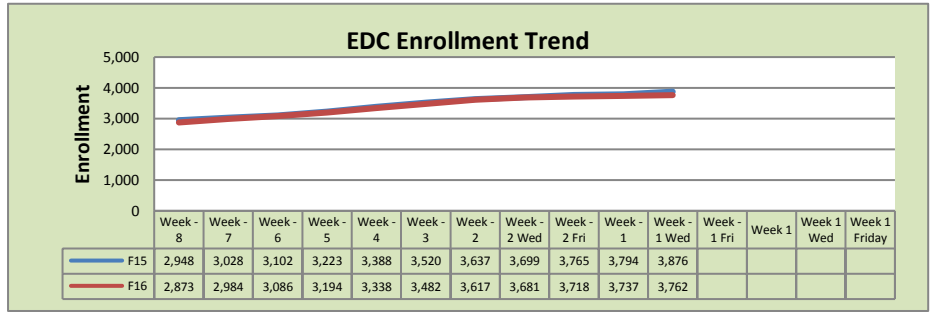
Total Enrollment F15 and F16

% Change F15 - F16 = - 3.1%

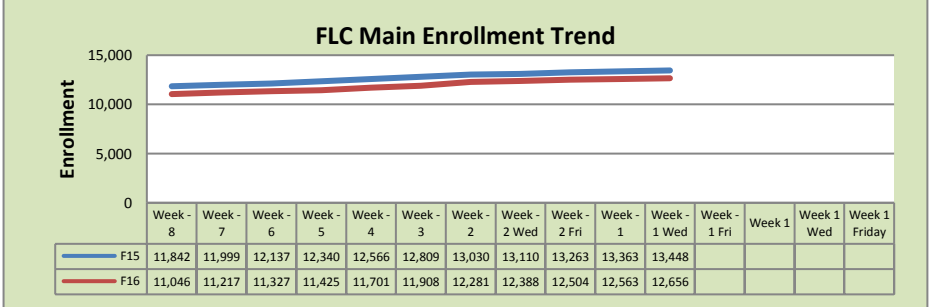


Enrollment by Site

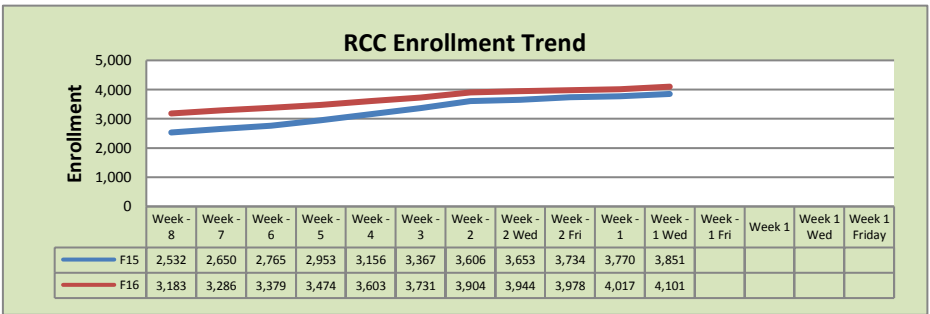
El Dorado Center			
	F15	F16	% Change
Undup Hdcnt	1,095	1,106	1%
Total Sections	179	173	-3%
FTE	34.627	34.593	0%
Fill Rate ₁		72%	
Productivity	473.57	467.47	-1%
FTEs	531	524	-1%



FLC Main			
	F15	F16	% Change
Undup Hdcnt	5,172	4,902	-5%
Total Sections	481	493	2%
FTE	105.036	102.6	-2%
Fill Rate		79%	
Productivity	521.91	512.11	-2%
FTEs	1,775	1,701	-4%



Rancho Cordova Center			
	F15	F16	% Change
Undup Hdcnt	2,391	2,556	7%
Total Sections	151	152	1%
FTE ₂	27.97	29.962	7%
Fill Rate		80%	
Productivity	525.20	493.92	-6%
FTEs	476	479	1%



FLC Enrollment Totals

	F15	F16	% Change
Unduplicated Headcount	8,658	8,564	-1%
Total Sections	811	818	1%
FTE	167.632	167.154	0%
Fill Rate		77%	
Productivity (WSCH/FTE)	512.47	499.61	-3%
FTEs ((WSCH*17)/525)	2,782	2,704	-3%

Notes:

Fill Rate does not include Work Experience (498/198) or Independent Study (495) sections.

Enrollment started April 18. Semester starts August 20.