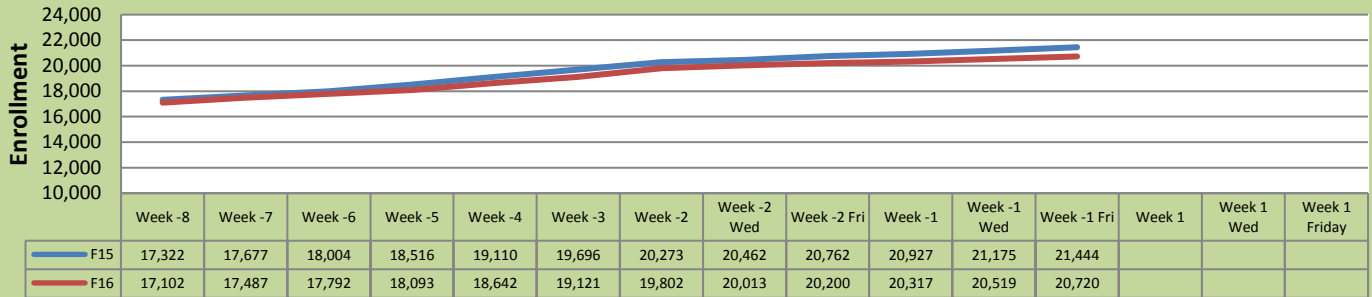


## Fall 16 Weekly Enrollment Report

### August 19, 2016: Week -1 Friday Update

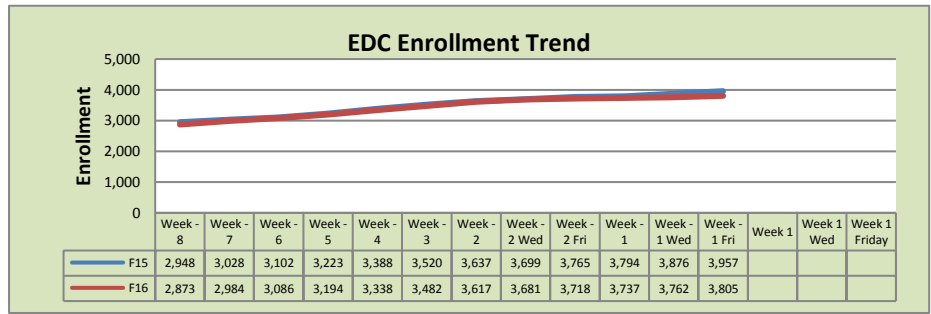
#### Total Enrollment F15 and F16

**% Change F15 - F16 = -3.4%**

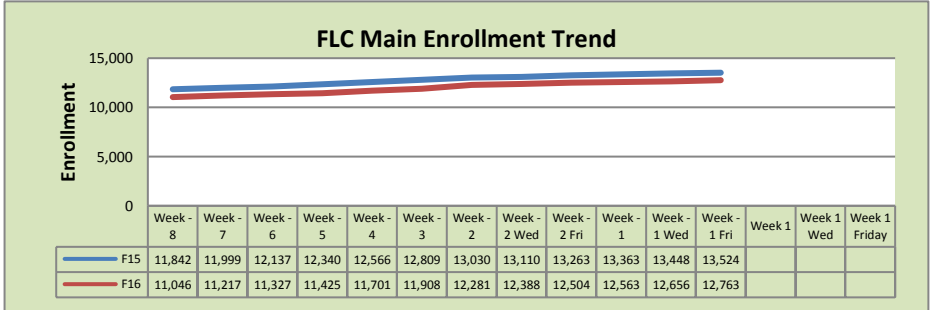


#### Enrollment by Site

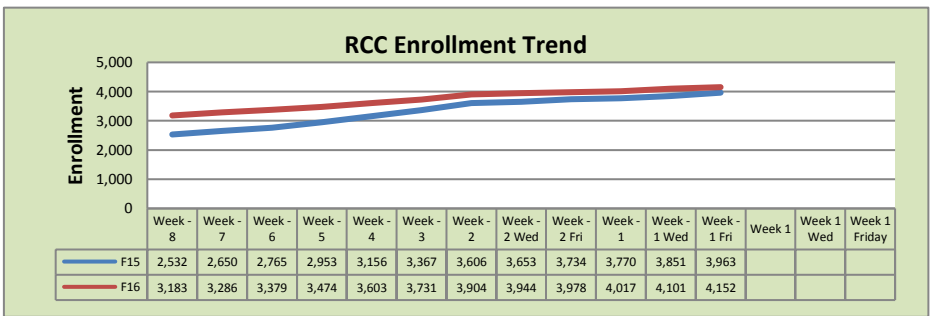
El Dorado Center			
	F15	F16	% Change
Undup Hdcnt	1,130	1,102	-2%
Total Sections	177	173	-2%
FTE	34.227	34.593	1%
Fill Rate <sub>1</sub>		72%	
Productivity	487.87	471.36	-3%
FTEs	541	528	-2%



FLC Main			
	F15	F16	% Change
Undup Hdcnt	5,211	4,973	-5%
Total Sections	480	494	3%
FTE	105.036	102.866	-2%
Fill Rate		79%	
Productivity	524.92	514.33	-2%
FTEs	1,785	1,713	-4%



Rancho Cordova Center			
	F15	F16	% Change
Undup Hdcnt	2,468	2,584	5%
Total Sections	151	152	1%
FTE <sub>2</sub>	27.97	29.962	7%
Fill Rate		81%	
Productivity	538.69	499.16	-7%
FTEs	488	484	-1%



#### FLC Enrollment Totals

	F15	F16	% Change
Unduplicated Headcount	8,809	8,659	-2%
Total Sections	808	819	1%
FTE	167.232	167.42	0%
Fill Rate		81%	
Productivity (WSCH/FTE)	519.64	502.74	-3%
FTEs ((WSCH*17)/525)	2,814	2,725	-3%

#### Notes:

Fill Rate does not include Work Experience (498/198) or Independent Study (495) sections.

Enrollment started April 18. Semester starts August 20.