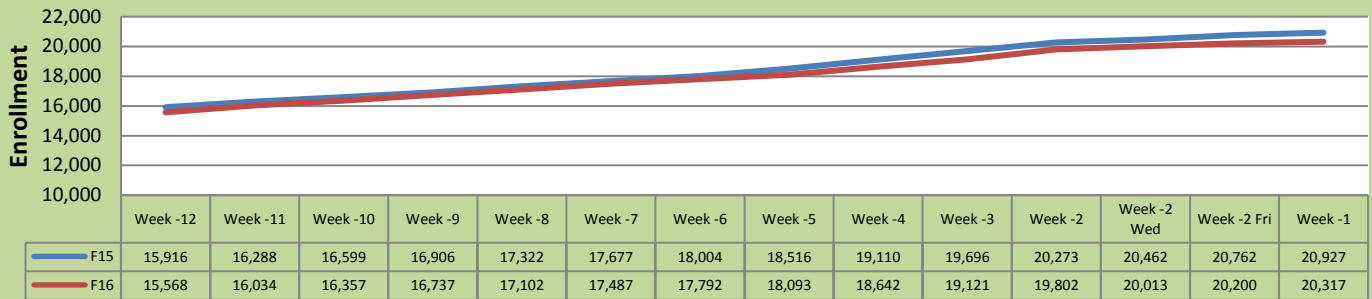


Fall 16 Weekly Enrollment Report

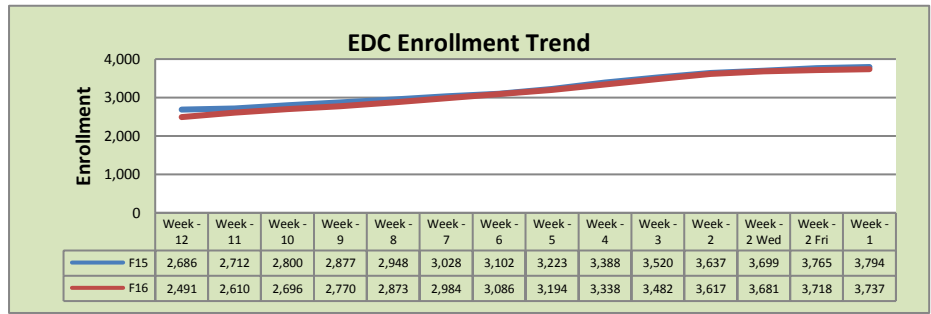
August 15, 2016: Week -1

Total Enrollment F15 and F16 % Change F15 - F16 = -2.9%

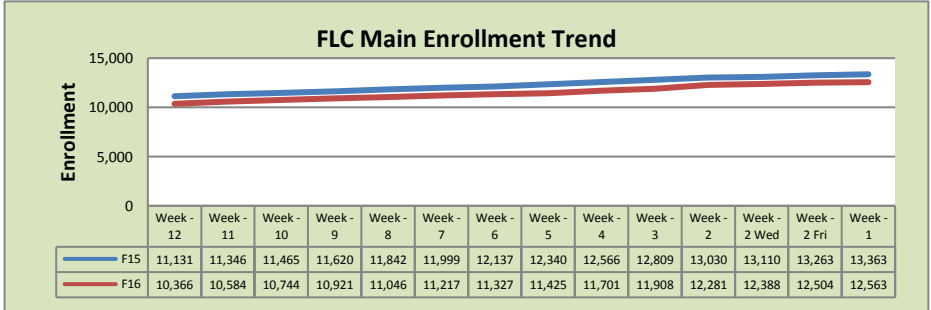


Enrollment by Site

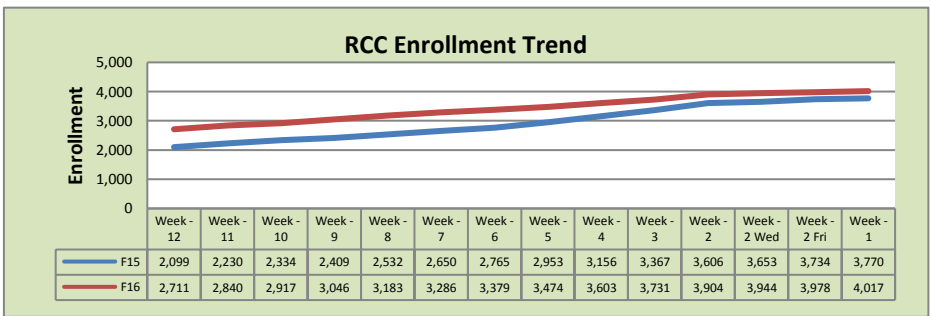
El Dorado Center			
	F15	F16	% Change
Undup Hdcnt	1,072	1,095	2%
Total Sections	179	173	-3%
FTE	34.627	34.593	0%
Fill Rate ₁	68%	71%	3%
Productivity	466.01	464.78	0%
FTEs	522	521	0%



FLC Main			
	F15	F16	% Change
Undup Hdcnt	5,133	4,872	-5%
Total Sections	484	493	2%
FTE	105.186	102.7	-2%
Fill Rate	80%	78%	-2%
Productivity	518.52	508.3	-2%
FTEs	1,766	1,690	-4%



Rancho Cordova Center			
	F15	F16	% Change
Undup Hdcnt	2,334	2,495	7%
Total Sections	151	153	1%
FTE ₂	27.97	30.162	8%
Fill Rate	73%	77%	4%
Productivity	515.56	481.84	-7%
FTEs	466	471	1%



FLC Enrollment Totals

	F15	F16	% Change
Unduplicated Headcount	8,549	8,462	-1%
Total Sections	814	819	1%
FTE	167.782	167.454	0%
Fill Rate	76%	76%	0%
Productivity (WSCH/FTE)	507.19	494.54	-2%
FTEs ((WSCH*17)/525)	2,754	2,682	-3%

Notes:

Fill Rate does not include Work Experience (498/198) or Independent Study (495) sections.

Enrollment started April 18. Semester starts August 20.